




Creative Fibre Education

Tutor: Tricia Jane



Contact Details

Email: triciaj@xtra.co.nz
Phone: 021 663 370

Biography

My aunt taught me to knit at the age of nine, and I have not stopped since. I worked in Te Kauwhata in the 1980s where I taught Creative Knitting at the local College for three years. My sister introduced me to weaving and I attended the monthly night meetings at the Hamilton Spinners and Weavers and participated in workshops. I went to Australia in 1990 and was an active member of the Adelaide Guild where I taught workshops in knitting and crochet. Again I attended workshops, including a memorable one with Kaffe Fassett.

In 1994 I started working in different countries on short term contracts. The knitting continued but the weaving suffered. On my way back to New Zealand I went to a Craft Fair in Melbourne where I saw Prudence Mapstone's stall and was blown away by the garments displayed so bought her *Freeform* book and started playing.

I returned to New Zealand in 2004 and lived in Napier. I joined the Napier Weavers and returned to weaving. I started knit1make1, selling Rowan and other yarns. In 2006 I moved to Thames, joined the local Creative Fibre Group, sold yarns and taught workshops. These included Freeform Knitting to Creative Fibre groups in Thames, Whitianga, and Cambridge.

In 2008 I took up a job in Blenheim. I joined the weaving group, attended workshops and area weekends, and taught Freeform workshops. After I retired I took up felting and attended weekend retreats at Tea Pot Valley. I exhibited Freeform pieces in two area exhibitions, and the Creative Fibre national exhibition in Blenheim in 2012.

I enjoy working with colour in all mediums. With knitting I like working in various directions, exploring the boundaries, materials and trying different techniques. As a weaver I enjoy making fabrics with multi-coloured and textured yarns and have recently started exploring Saori weaving.

Workshop

Title	Level	Duration	Available For
Freeform Knitting	Any		National, local/area






Creative Fibre Workshop

Freeform Knitting

Tutor: Tricia Jane

Description

Freeform Knitting, a technique where small patches of knitting are used to make a fabric. You start from a small piece and add on to it in different directions using different yarns, colours and stitches to make a patch. These are then joined to make a fabric. The shape of the piece is usually determined by a paper pattern. The fabric is then embellished with frills, bobbles and whatever your imagination dictates. It is like crazy patchwork in knitting.



Available for:	National, area/local
Level	Any
Minimum No. of Participants	8
Maximum No. of Participants	12
Duration	8 hours, or preferably 2 x 4 hour sessions
Learning Outcomes	<p>Participants will go home with an appreciation of what Freeform Knitting is. They will know how to make patches using several different stitches. They will take home patches which may be used for a project. It may be possible to complete a small project depending on the amount of time spent working on them. This is possible if the workshop is 2two sessions over a period of time.</p> <p>At the conclusion of the workshop, the participants would expect to take away patches which you may use for a project, or a small finished project depending on the amount of time you spend working on the patches.</p>
Materials Required by Participants	<p>Participants will need to bring yarn, preferably double knit weight, and appropriate needles for the yarn and a needle a size larger for casting off. Short needles and double pointed needles are good to use as the pieces of knitting are small. Choose a selection of yarn in colours which go together - plain, variegated and novelty yarns are all useful. You do not need large amounts of each yarn, a large number of different yarns is better.</p>
Materials Provided by Tutor	<p>There will be bags of colour coordinated yarn available for sale at \$5 a bag. If participants would like a particular colour range it is a good idea to let me know in advance to ensure the colour range is available.</p>
Materials Fee	\$5
Advance Preparation	None.
Classroom Facilities	Comfortable chairs for knitting preferably around a table, a table for examples and books.