

Send requests to:

Resource Librarian: **Lai Lam**

Address: 1/42A Clonbern Road, Remuera, Auckland 1050 | Phone: (09) 520 0536 | Email: resource@creativefibre.org.nz

Note: Outgoing postage paid by the Society | Return postage paid by borrowers.

DVD #	Category	Title Author Publisher Year	Description	Time
DVD 1	Historical	Creative Fibre National Parade Awards - Ashburton 2005 Creative Fibre 2005	CONTENTS: 85 still-shots portraying models wearing works presented at the 2005 Creative Fibre National Fashion Parade in Ashburton.	9 mins
DVD 2	Spinning	Drop Spindle Spinning Melda Montgomery Yarn Barn 2006	Demonstrations on how to spin and ply on a spindle.	135 mins
DVD 3	Knitting	Oops! Correcting Your Knitting Mistakes Lori Sheffield LoriKnits 2006	CONTENTS: Anatomy of a Stitch Picking up Dropped Stitch Changing knits and purls Tinking and Frogging Changing Decreases in Rows below Missed Yarn Overs Re-Twisting a Cable Rows Below Cutting Your Work. Includes one sheet of printed instructions containing: Alphabet Graphs, Favourite Tips and Needle Inventory Sheet. Comes with one CD containing printable instructions (PDF format).	2 discs; Total 3 hrs;
DVD 4	Knitting	A Knitting Glossary with Elizabeth Zimmermann & Meg Swansen Elizabeth Zimmermann; Meg Swansen Schoolhouse Press 2005	Over 130 handknitting techniques. CONTENTS: 13 ways to cast on 7 ways to cast off 15 I-Cord variations 2-colour knitting techniques Entrelac Bavarian Twisted Stitch 2-End Knitting Afterthought Pockets Weaving (Grafting & Kitchener Stitch) Armenian Knitting Steeks Crocheted or Machine-Stitched Double Knitting Increasing Decreasing Jogless Knitting E.P.S., etc. Includes interview with Elizabeth Zimmermann. Click here to read about Elizabeth; and here about Meg Swansen.	2 hrs 16 mins
DVD 5	Weaving Colour	Color Interaction for Handweavers Donna Sullivan Yarn Barn 2005	A systematic approach for applying colour principles to handwoven structures. Includes yarn sequences, needle weavings and colour blankets as opportunities to study colour effects.	60 mins
DVD 6	Historical	Creative Fibre Festival Taranaki 2007: National Fashion Parade in New Plymouth Creative Fibre 2007	2007 National Fashion Parade in New Plymouth: Celebrating Diversity Mountain to Sea. Still shots and video recording of the Fashion Parade.	1 hr 18 mins
DVD 7	Knitting	Knitting Workshop With Elizabeth Zimmermann: The Six-Hour PBS-TV Series Elizabeth Zimmermann Schoolhouse Press 2005	Recordings of the 1981 six-hour PBS-TV Series. DISC 1: Beginning - A Hat (2 hours); Intermediate - Two Sweaters (2 hours). DISC 2: Master Classes (2 hours). Includes interview with Meg about making this series with his mother Elizabeth. Click here to read about Elizabeth; and here about Meg Swansen.	2 discs: Total 6 hrs
DVD 8	Knitting	A Knitter's Companion - Knitting Gems 1 Lucy Neatby 2007	CONTENTS: Applied Edges Buttonhole Essentials I-Cord Basics Cords, Braids & Bobbles Presenting the Picot Family Twists, Kinks & Bias, etc. Click here to see a preview of this video in Lucy's Youtube Channel.	2 hrs 3 mins
DVD 9	Knitting	A Knitter's Companion - Knitting Gems 2 Lucy Neatby 2007	CONTENTS: Becoming Ambidextrous Steeks, Shapings, Scissors The Mysterious Gully Short Row Techniques, etc. Click here to see a preview of this video in Lucy's Youtube Channel.	1 hr 45 mins

DVD 10	Knitting	A Knitter's Companion - Knitting Gems 3 Lucy Neatby 2007	CONTENTS: Beading techniques Cable Talk: Cabling (with or without a cable needle) Lace Basics (with a look at charting) Yarn Handling Tricks. Click here to see a preview of this video in Lucy's Youtube Channel.	1 hr 46 mins
DVD 11	Felting	Featherweight Felt: Making Felt Scarves with Sharon Costello Sharon Costello Black Sheep Designs 2004	Felting artist Sharon Costello shows how to create six lightweight felt scarves. CONTENTS: Wensleydale Lace Lattice {Merino wool} Merino-Tencel Blend Bonded Silk & Merino Nuno (Wool felted into Fabric) Nuno Variation. Click here to read about Sharon Costello.	2 discs; Total 163 mins
DVD 12	Tapestry Weaving	Tapestry Weaving I Nancy Harvey Yarn Barn 1985	How to weave horizontal, vertical, diagonal, circular, vertical curving and horizontal curving shapes. Includes technical considerations as well as finishing and mounting tips. Prerequisites: <i>Introduction to Weaving</i> by Deborah Chandler (DVD 49) is a helpful prerequisite. Continues with: <i>Tapestry Weaving: Level II</i> (DVD 46). Includes one printed sheet of notes/instruction.	110 mins
DVD 13	Felting	Introduction to Needle Felting: Sculpting a Doll with Sharon Costello Sharon Costello Black Sheep Designs 2002	Fibre artist Sharon Costello shows how to create characters using carded wool fibre. CONTENTS: Selecting felting needles and Fibre Creating lifelike facial features Sculpting the body and clothing it Detailing hands and feet Adding hair, eyebrows, beards, etc. Click here to see a preview of Sharon Costello demonstrating needle felting in Youtube.	131 mins
DVD 14	Knitting	A Knitter's Companion - Knitting Essentials 1 Lucy Neatby 2006	CONTENTS: Bind-Off Methods Cast-On Methods Decreases Finishing Basics Gauge Matters Increases Useful Miscellanea Odds & Knitting in Ends Rescue Remedies Secrets of Contended Stitches, etc. Click here to see a preview of this video in Lucy's Youtube Channel.	2 hrs 10 mins
DVD 15	Knitting	A Knitter's Companion - Knitting Essentials 2 Lucy Neatby 2006	CONTENTS: Bind off methods Cast on Methods Circular Needles Cutting your Knitting More Finishing Basics Grafting Miscellaneous. Click here to see a preview of this video in Lucy's Youtube Channel.	2 hrs 10 mins
DVD 16	Crochet	Crocheter's Guide: Reading Pattern Instructions & Solving Problems Mary Rhodes Yarn Barn 2005	Review of basic crochet stitches and explanation of how to read pattern instructions and symbol charts. CONTENTS: Common Problems Helpful Hints. Lesson on how to see your pattern stitches. Prerequisites: Understanding of basic crochet stitches. Includes one printed sheet of Basic Abbreviations & a Symbols Chart.	75 mins
DVD 17	Knitting	A Knitter's Companion - Finesse Your Knitting 1 Lucy Neatby 2007	CONTENTS: Tubular Bind-Off Grafting: Stitches Top to Top Perfect Graft: Stiches Top to Bottom The Afterthought Pocket The Magic Buttonhole. Click here to see a preview of this video in Lucy's Youtube Channel.	2 hr 16 mins
DVD 18	Knitting	A Knitter's Companion - Double Knitting Delight Lucy Neatby 2007	CONTENTS: What is Double Knitting DK Cast-On Methods DK Bind-Off Methods Shapings Circles within Circles DK & Ribbing are Cousins! From Single to Double Fabric From Double to Single Pockets and Patches Two Yarns, Sides, Hands! Edges and Ends Patterning and Quilting. Click here to see a preview of this video in Lucy's Youtube Channel.	2 hr 27 mins

DVD 19	Spinning	Spinning Wool – Basics and Beyond: Wheels, Fibre Preparation & Spinning Techniques Patsy Zawistoski Yarn Barn 2005	For beginning to intermediate level spinners showing how spinning wheels work. Explanation of single/double drive band and bobbin lead spinning wheels. Also covers wheel set-up, fibre preparation, pre-drafting, the importance of understanding the purpose of wraps per inch, how to use a control yarn, plus methods of plying, etc. Click here to watch Patsy talk about spinning in Youtube.	1 hr 30 mins
DVD 20	Spinning	Spinning and Plying Textured Yarns Patsy Zawistoski Yarn Barn 1994	CONTENTS: Fibres, Equipment, and Helpful Hints Control Yarns Cabled Yarns Skeining and Setting Twist Twist Analysis Knotted Yarns Soft Twist Yarns - Marl, Hair and Slubs Spirals from Different Singles 3-Pass Boucle Yarns Core-Spun Boucle yarns Mixed Twist "Illegal" Spirals Unravelling and Decoding. Includes one sheet of printed notes/instructions. Click here to watch Patsy talk about spinning in Youtube.	117 mins
DVD 21	Spinning	Spinning Exotic Fibers & Novelty Yarns Judith MacKenzie Yarn Barn 1997	How to spin exotic fibres including camel, llama, alpaca, cashmere, angora, dog, rabbit, and quiviut from the Musk Ox. Includes live footage of these animals. Also covers how to spin novelty yarns including spiral, gimped, boucle, Turkish knot, and cocoon using a combination of fibres and spinning techniques which include frosting and encasement. Tips on buying fibres and the best end use of the yarn. Prerequisite: Familiarity with a spinning wheel and comfortable spinning/plying wool fibre. Click here to see Judith demonstrating in Youtube.	96 mins
DVD 22	Dyeing Spinning Colour	Fiber Dyeing: Immersion & Painting of Protein Fibers Deb Menz Yarn Barn 1998	CONTENTS: Washing the fleece Supplies, Equipment & Dyes Mixing a Stock Solution Choosing Colours and Mixing Dye Formulas Calculating and Measuring Chemicals for Immersion Dyeing Immersion Dyeing Painted Roving: Mixing Colours, Adding Chemicals, Painting, Steaming & Rinsing, and Spinning Tips. Prerequisite: Basic knowledge of wool spinning. Includes three sheets of printed notes. Click here to watch Deb talk about dyeing in the kitchen in Youtube.	73 mins
DVD 23	Dyeing Spinning Colour	Fiber Preparation and Multicolor Blending Techniques Deb Menz Yarn Barn 1998	CONTENTS: The Drum Carder Step by Step Drum Carding Colour Planning using the Colour Wheel Thorough Colour Blending with the Drum Carder Thorough Colour Blending with Hand Combs Blending with Luxury Fibres Layered Multi-coloured Batts Spinning Tips Combing for Multi-coloured Fibre Preparations Tips on Spinning Combined Fibres Plying Tips for Colour Effects. Prerequisites: Basic knowledge of spinning/plying wool, and be familiar with spinning terminology. Includes one printed sheet of instruction/notes. Click here to see Deb Menz talk about colour and yarn design in Youtube.	87 mins
DVD 24	Felting	Feltmaking: Garments and Surface Design Techniques Anne Einset Vickrey Yarn Barn 1991	CONTENTS: Surface Design Techniques - Ways to add surface design to felted pieces Garments - Making a pattern & test sample, calculating shrinkage, preparing batts for felting, enveloping the pattern and felting the wool. Includes one sheet of printed instruction/notes and Materials List.	94 mins





DVD 25	Spinning	World Spinning Traditions: Traditional Hand Spinning Around the World Janet Willoughby Ends of the Earth Surviving Traditions 2007	CONTENTS: Spinning with Animal Fibres in Peru, Mexico and Turkey, showing washing and carding of fleeces and spinning on drop spindle and wheel Spinning with Plant Fibres in Laos, Sumba, Guatemala and Myanmar, showing carding of cotton, pulling out lotus stem fibres, and spinning on drop spindle and wheel Silk Spinning in Thailand, showing the culture of the silk worm.	50 mins
DVD 26	Weaving	Rigid Heddle Weaving Betty Davenport Yarn Barn 2005	CONTENTS: Method of warping designed for the rigid heddle loom, and 2 projects. How to weave stripes and texture weaves as you complete a scarf and a set of placemats. Prerequisites: <i>Introduction to Weaving</i> by Deborah Chandler (DVD 49) is a helpful prerequisite.	93 mins
DVD 27	Weaving Colour	Rug Weaving: Block Weaves and Shaft Switching Jason Collingwood Yarn Barn 1998	CONTENTS: Beaming for high tension for neat and durable selvages and finishing fringes. How to create blocks of colour using standard threading and change placement of blocks to place colour and alter design. Colour placement by shaft-switching. Prerequisite: Understanding of basic weaving terminology and 4-harness weaving draft/threading. Includes one printed sheet of notes and Recommended Tools & Equipment, and Materials List. Click here to read about Jason Collingwood.	132 mins
DVD 28	Embroidery Beading	Bead Embroidery Techniques Carol Perrenoud Yarn Barn 2002	CONTENTS: Beads Tools, Supplies and Fabric Considerations Project 1 – Canvas Work Running Stitch and Scatter Beading Lazy Stitch Back Stitch Couching Projects 2 & 3: Nautilus and House Pin More Embroidery Stitches with Beads Beaded Edgings Beaded Fringe Doll Project. Includes three sheets of printed instruction/notes.	119 mins
DVD 29	Knitting	Sock Techniques: Skills, Techniques, and Tips that all Sock Knitters need to know Lucy Neatby 2006	CONTENTS: A variety of strong elastic cast on edges How to easily establish knitting in the round with one or two circulars or double pointed needles Failsafe Toe Grafting without loose stitches Relaxed bind-offs Fun Cuffs Sock Anatomy How to adjust the common heel for the best fit. Click here to see a preview of this video in Lucy's Youtube Channel.	2 hrs 55 mins
DVD 30	Knitting	A Knitter's Companion - Sock Techniques 2 Lucy Neatby 2006	Top Down Socks: Channel Island and Tubular cast-on methods or the sideways garter stitch cuff. Toe Up Socks: Bosnian square toe, garter and stocking stitch short-row toes. Coverage of inserted heels and how to improve their fit, including the Turkish and Lucy's cosy, strong Garter Stitch Short-Row Heel, etc. Click here to see a preview of this video in Lucy's Youtube Channel.	2 hrs 55 mins
DVD 31	Spinning Historical	Our Spinning Jenny: Renowned New Zealand Spinner Jenny Poore shares her experience Creative Fibre Northland; Designscape 2010	Filmed in 2009 at the home of Phillip and Jenny Poore in Northland, this is a tutorial resource by Jenny who shares her spinning skills and experience. CONTENTS: Introduction Planning the Project Fleece Preparation Carding Methods Roving Types Spinning Methods Finishing Yarn. Click here to find out more about this video.	64 mins
DVD 32	Historical	Creative Fibre Experience 2010 – Hamilton / Christchurch Creative Fibre 2010	Photographs of works presented at Creative Fibre Experience 2010. Selectors: Maree Liddington Adele Mitchell Pauline Tattersall. Display Artist: Shona Schoffield. Convenor: Margaret Cairns. DVD Production: Yaniv Gammeter.	10 mins

DVD 33	Historical	Creative Fibre Experience 2009 – Hamilton Creative Fibre 2009	Photographs of works presented at Creative Fibre Experience 2009. Selectors: Pat Old Alison Francis Raewyn Penrose. Display Artist: Norman Smythe. Convenor: Margaret Cairns. DVD Production: Yaniv Gammeter.	18 mins
DVD 34	Spinning	Sit and Spin: The Spinner's Guide to creating smart, sturdy, outrageous Art Yarns Jacey Boggs Save Vs. Poison 2008	CONTENTS: Puffs - Thick & Thin, Cocoons, Corespinning Coils - Beehives, Coils, Supercoils Wraps - Auto-wrapping, Racing Stripes, Tornados Loops - Twists, Halos, Tiny Circles Foreign Objects - Racing Striping, Trapping, Integrating (Stringing on Roving), Makin' It Work! Click here to watch an interview with Jacey Boggs about spinning art.	70 mins
DVD 35	Spinning Lace	Spinning for Lace: Tried and True Methods for Spinning Fine Yarns from Merino and More Margaret Stove Interweave Press 2011	CONTENTS: Wash by the lock with shocking vigor and efficiency Adjust your wheel tension for exquisite delicacy Ply a balanced yarn or tweak your hand positions for plying different fibres together Evaluate your results as you go, etc. Click here to go to Margaret's website; and here to see a preview of this video in Youtube.	85 mins
DVD 36	Spinning	Spinning Luxury Fibres Judith MacKenzie Interweave Press 2010	COTENTS: Silk, from cocoon to top to noil to magnificent blends; Alpaca, both huacaya and suri; Camel; Llama; Paco-vicuña; Yak; Bison; Cashmere; and Quiviut. Disc 1: Silk Disc 2: Cameloids Disc 3: Undercoats. Click here to see a preview of this video.	3 discs: 71 mins 69 mins 54 mins
DVD 37	Spinning Weaving Knitting	In Praise of Simple Cloth : Spinning for a Purpose Rita Buchanan Interweave Press 2011	CONTENTS: Exploring the possibilities of a fibre Matching yarns for a project Spinning and Weaving rugs for wall and floor Creating humble household fabrics that create everyday joy Knitting and weaving with handspun knitting yarn. Click here to see a preview of this video.	2 discs: 60 mins each
DVD 38	Weaving	Double Weave Basics Jennifer Moore 2010	Double Weave. CONTENTS: How to weave a fabric twice the width of your loom Intersecting layers Pockets, a seamless tube, many seamless tubes Change the tie-up to get many structures on one warp Weave hand-manipulated lace over a plain-weave background fabric Weave stitched, quilted, & pique fabrics, etc. Click here to see a preview in Youtube.	2 discs: 74 mins 65 mins
DVD 39	Weaving	Double Weave Pick-up Jennifer Moore Interweave Press 2010	Technique for creating images on four shafts. CONTENTS: Follow a simple geometric graph Master the four simple steps that unlock a whole world of design possibilities Branch out into creating your own graphed designs. Also how to manage your shuttles efficiently, to change layers with ease, and to correct random mistakes, etc. Click here to see a preview of this video in Youtube	37 mins
DVD 40	Weaving Colour	A Fiber Artist's Guide to Color with Laura Bryant Laura Bryant Interweave Press 2011	CONTENTS: Weave drawdowns with a few simple colour changes Variegated yarns that really work - and ones that don't The Fibonacci series brought to life Woven scarves, jackets, and complete ensembles, etc. Click here to see a preview of this video in Youtube.	108 mins

DVD 41	Knitting	Knitting Around With Elizabeth Zimmermann and Meg Swansen Elizabeth Zimmermann; Meg Swansen Schoolhouse Press 2007	DISC 1: Mocasin Sock Fair Isle Yoke Knitted Dickies. DISC 2: Knitted Moebius Bog Jacket Pie are Square Shawl Norwegian Pullover DISC 3: Norwegian (cont'd) Mittful of Mittens Aran Coat. Also includes Elizabeth reading her autobiographical "Digressions" from her book <i>Knitting Around</i> , and a slide show of over 200 photos from her life. <i>Knitting Around</i> provides all necessary charts and instructions for projects featured in this DVD. Click here to read more about Elizabeth Zimmermann; and here about Meg Swansen.	3 discs; Total 6 hrs
DVD 42	Spinning	Spindles Around the World Barbara Clorite-Ventura Copper Moose Productions 2002	Techniques for using ethnic spindles such as: Navajo, Russian, Turkish, Takli, Akha, and Balkan. Segments on Andean Plying, using Nøstepindes, low and high whorl spindle designs, hook tweaking, whorl notching, making distaffs, ways of managing fibre, winding cops, doffing (removing) yarn, and plying. Also methods of making spinning tools from household items.	60 mins
DVD 43	Dyeing Colour	Dyeing in the kitchen: Cooking up custom colors with protein fibers and synthetic dyes Deb Menz Interweave Press 2011	CONTENTS: Equipment and safety Choosing basic dyes that are safe and easy to use Making stock solutions to keep handy for colour mixing Simple (really simple!) math for creating repeatable colours if you want to Colour mixing. Also includes useful hints on colour theory. Click here to see a preview of this video in Youtube.	75 mins
DVD 44	Spinning	How I spin: A Common-Sense Approach to Great Productivity and Creative Joy Rita Buchanan Interweave Press 2010	CONTENTS: How to control yarn size with your hands, not with wheel adjustments How to create the most wonderful preparations using cards, combs, and more A no-fuss way to dye fibre in your oven An easy approach to plying - and why plying may not matter much How to spin cotton while reading your favourite book, etc. Click here to see a preview of this video in Youtube.	2 discs; 65 mins 90 mins
DVD 45	Spinning	Know your Wheel: Two Master Spinning Wheel Makers share their Lore Alden Amos; Cindy Lair Interweave Press 2011	DISC 1 Alden Amos: Drive cord alignment How free is your flyer? Check for a cranky crank Does your wheel jump around? Scotch brake set-up All about oil A lot of drive bands Replacing your double drive band Dressing your drive band Your yarn won't draw in? The versatility of Scotch tension A spinner's toolbox. DISC 2 Cindy Lair: Dealing with a noisy bobbin Wobbling drive wheel Humidity and your wheel Lubrication is critical Scotch brake set-up Solving drawing-on problems About synthetic drive bands A spinner's toolbox. Click here to see a preview of this video in Youtube.	2 discs; 63 mins 81 mins
DVD 46	Tapestry Weaving	Tapestry Weaving II Nancy Harvey Yarn Barn 1989	Continues from: Tapestry Weaving I (DVD 12) which is a prerequisite of this course. CONTENTS: Horizontal shading (hatching, hachures and floating bars) Vertical Outlining Refinements of double weft and single weft interlock and overlapping transparent imagery. Ways to plan a project, prepare a cartoon and sample colours are also presented along with a selection of tapestries which incorporate the many techniques included in this course. Includes one printed sheet of instruction/notes.	104 mins

DVD 47	Weaving Drafting	Weave Drafting I: The Easy Way Constance La Lena Yarn Barn 1988	CONTENTS: Draft weaves using a four harness loom Simplified method of writing weaving plan & develop threading Tie-up, & Treading Introduction to the concept of blocks Distinction between pattern and weave Adaptation of weave to pattern. Also include drafting shortcuts and a simple method of writing an accurate drawdown that exactly matches the weave as seen on the loom. Prerequisites: Familiar with a four-harness loom and have woven a project or two. Includes one printed sheet of instruction/notes.	69 mins
DVD 48	Weaving	Doubleweave Clotilde Barrett Yarn Barn 1990	How to weave a sampler that incorporates all the four-harness techniques based on the doubleweave principle. CONTENTS: Weaving two separate layers Folded Cloth Tubes Slits Colour and Weave effects Pique Stitching Quilting Doubleweave Pick Up Patterning. Prerequisites: Know how to set up a four-harness loom and weave a plain weave. Includes two printed sheet of instruction/notes.	90 mins
DVD 49	Weaving	Introduction to Weaving Deborah Chandler Yarn Barn 1986	Recommended as a prerequisite to other weaving courses, covers the basics of weaving and help you choose a direction to begin. CONTENTS: Overview of Handweaving What can be woven Types of looms and how they work Tools Vocabulary of weaving terms, etc. Also about warp and weft yarns, and how their size, weight, elasticity and fibre content relates to specific projects and fabrics and a detailed exercise in figuring how much warp and weft is needed for a project, along with instructions on how to use a warping board. Includes one sheet of instruction/notes. Continues with: Beginning Four Harness Weaving (DVD 57).	57 mins
DVD 50	Knitting Colour	Knitting: Multi-Color Techniques for Handknitters Susie Hodges Yarn Barn 1993	CONTENTS: Multi-Colour Methods Pattern, Graphs & Design sources Supplies, Bobbins & Butterflies Row Knit Project Simple Stripes Stripe Variations Intarsia Finishing the Row Knit Hat Jacquard Techniques Continental & British Techniques Right Hand Knit, Left Hand Knit Right Hand Purl, Left Hand Purl Band 1: Two Handed Stranding Band 2: Controlling Float Tension Band 3: Two-Handed Weaving Band 4: Stranding & Weaving Band 5: Three or More Strands Finishing & Duplicate Skills. Prerequisites: Basic knitting skills of knit, purl, increase, decrease, knitting terminology and pattern reading are necessary. Includes one printed sheet of instruction/notes.	117 mins
DVD 51	Weaving	Tips, Tricks & Problem Solvers for the Handweaver Sally Guy Yarn Barn 1989	CONTENTS: Constructive and imaginative approaches to correct problems when warping and weaving Tips to help when planning, warping, weaving and finishing the woven textile. Includes one printed sheet of notes/instruction.	60 mins

DVD 52	Spinning	Spinning Cotton, Silk & Flax Patsy Zawistoski Yarn Barn 1992	CONTENTS: I. Adjusting Wheels - Double Drive Bobbin lead flyer brake Single Drive Scotch Brake Leader Notes; II. Cotton Spinning; III. Silk Spinning - Silk Types: Bombyx/Tussah; IV. Flax Spinning; V. Project Considerations. Prerequisites: Spinners who are comfortable with their wheel and know how to spin wool fibres. Includes one printed sheet of instruction/notes. Click here to watch Patsy talk about spinning in Youtube.	111 mins
DVD 53	Weaving	The Loom Owner's Companion: Know and Love Your Loom! Tom Knisely Interweave Press 2011	CONTENTS: Features, advantages, and quirks of numerous types of Jack, Countermarch, Counterbalance, and Table Looms How to read all kinds of drafts and tie-ups correctly Tools every weaver should have Easy steps to keep your loom and other weaving tools in top working order Tips for trouble-free weaving, etc. Click here to see a preview of this video in Youtube.	2 discs; 1 hr 18 mins & 1 hr 26 mins
DVD 54	Dyeing Embellishing Colour	Creative Cloth: Designing and Embellishing Handwoven Fabric Anita Luvera Mayer Interweave Press 2012	CONTENTS: How to make colourful designs using a variety of dye and discharge techniques Add interest, texture and sparkle to cloth with beading, crochet and more. Anita also shares her own design process and gives a tour of her studio and her work. Click here to see a preview of the video in Youtube.	2 discs: 63 mins 59 mins
DVD 55	Knitting	Knitted Trims: For Woven, Pieced, Felted, Crocheted and Knitted Projects Ginger Luters Yarn Barn 2000	Visual reference library of knitted trims. CONTENTS: I-Cord I-Cord variations, including multiple I-Cord, twisted, braided & flat I-Cord trims Trims adapted from machine and hand knitting, including mock cable, pie-crust, picot, vertical garter, two-colour garter slip stitch, pointed saw-tooth, scalloped shell, picot point, looped and Afghan garter stitch edgings. Prerequisites: Some knitting experience and understanding of hand knitting basics. Includes one printed sheet of knitting instructions.	84 mins
DVD 56	Crochet	Tapestry Crochet Carol Ventura Yarn Barn 1991	CONTENTS: Basics of tapestry crochet making a two-colour eyeglass case. The book <i>Tapestry Crochet</i> can be used in conjunction with this program. Includes one printed sheet of Material List and instruction/notes. Click here to see Carol talk about the tapestry crochet technique in Youtube.	71 mins
DVD 57	Weaving	Beginning Four Harness Weaving Deborah Chandler Yarn Barn 1986	CONTENTS: Winding a warp on a warping board How to dress (thread) the loom from front to back How to read a weaving draft (pattern) and weave a sample project that includes plain weave, several twill combinations, rib weave, weaving with 2 colours Introduction to double weave. Prerequisites: Knowledge of how to calculate warp and weft quantities; <i>Introduction to Weaving</i> (DVD 49) is a helpful resource. Includes one printed sheet of Materials and Equipment List.	86 mins

DVD 58	Braiding	Kumihimo: Japanese Braiding Rodrick Owen Yarn Barn 1999	A Japanese form of braid-making method by interlacing strands to create cords and ribbons. CONTENTS: Introduction to yarns, tools and equipment Process for making a braiding stand (Maru Dai) from foamboard How to read pattern layout diagrams Steaming and finishing techniques. The book <i>Braids-250 Patterns from Japan, Peru and Beyond</i> can be used in conjunction with this programme. Includes one printed sheet of Equipment and Materials List. Click here to see Michael Patterson demonstrates kumihimo in Youtube.	115 mins
				
DVD 59	Knitting	Entrelac Knitting: Hats & Bags Felted or Not! Nenah Galati Knitting Korner 2005	CONTENTS: Introduction Welcome Materials Cast-On/Join Entrelac Technique Bags I-Cord Hats. Includes one printed sheet of instruction/notes. Click here to watch Knitting Daily TV explain the Entrelac technique.	60 mins
				
DVD 60	Weaving	Boundweaving Nancy Arthur Hoskins Yarn Barn 1989	CONTENTS: Rosepath Threading (1, 2, 3, 4, 1, 4, 2, 3) to create an infinite variety of designs by varying the tie-ups, treading and colour order of the wefts. Three sample projects included. Prerequisites: Ability to warp a loom independently, understand how to read and follow a pattern draft and to weave plain weave or twill. Includes one printed sheet of instruction/notes.	2 discs: Total 111 mins
				
DVD 61	Lace Knitting	Knitting Lace with Meg Swansen Meg Swansen Schoolhouse Press 2007	Instructions on how to knit 3 lace shawls: 1. A long reversible Stole; 2. A Mananita, or Lace Poncho; 3. A neck-scarf version of a traditional triangular Faroese Shawl. Includes one printed sheet of instruction/notes. Click here to read about Meg Swansen.	120 mins
				

VHS #	Category	Title Author Publisher Year	Description	Time
VHS 1	Historical	Otago Festival 1981 1981		8 mins
VHS 2	Historical	Queenstown Festival Highlights 1984		90 mins
VHS 3	Historical	Fashion Parade, Bay of Plenty '86 1986		
VHS 4	Historical	Fashion Parade Auckland Festival '88 1988		
VHS 5	Historical	Otago Exhibition '89 1989		9 mins
VHS 6	Historical	Fleece and Fibre Show Opotiki '89 1989		
VHS 7	Historical	Fashion Parade Hamilton Festival '91 1991		34 mins
VHS 8	Historical	Fashion Parade Wellington Festival '93 1993		70 mins
VHS 9	Historical	Invercargill Festival Exhibition '95 1995		
VHS 10	Historical	Fashion Parade New Plymouth '96 1996		90 mins
VHS 11	Historical	Fashion Parade Kaitaia '98 1998		
VHS 12	Historical	Fashion Parade Manawatu '99 2000		120 mins
VHS 13	Historical	Fashion Parade Canterbury 2000 2000		

VHS 14	Historical	Fashion Parade Taupo 2002 2002		
VHS 15	Historical	Fashion Parade Cromwell 2003 2003		
VHS 16	Historical	Fashion Parade Masterton 2004 2004		
VHS 17	Historical	Taradale Fashion Parade 2006 2006		
VHS 18	Spinning	Worsted Threads Barbara Gibson, Margaret Stove & Marie Abbott 1984	Barbara Gibson, Margaret Stove and Marie Abbott prepare fibre and spin it into worsted yarn.	26 mins
VHS 19	Spinning	Woollen Spinning 1961	A look at some of the early members of Creative Fibre preparing and spinning fleece.	
VHS 20	Historical	Eight Invited Weavers Zena Abbott, Yvonne Sloan, Ian Spalding, Margaret Morris, Marie Abbott, Julie Healy, Jeff Healy & Adele Brandt 1984	Zena Abbott, Yvonne Sloan, Ian Spalding, Margaret Morris, Marie Abbott, Julie Healy, Jeff Healy & Adele Brandt talk about designing their pieces for the 1984 Auckland Museum Exhibition.	30 mins
VHS 21	Spinning	The Lost Art of Aboriginal Spindle Spinning 1977		25 mins
VHS 22	Inspiration	The Valley Kathryn Meyer Grushka Newcastle Spinners & Weavers Guild 1989	A Community Project by Newcastle Spinners and Weavers to cover the entry wall of the Regional Museum	15 mins
VHS 23	Weaving Tapestry	Joanna Staniszki's Expressions: Out of the Blue 1990		18 mins
VHS 24	Knitting	Shetland Makin' Shetland Society of Canterbury, N.Z. 1991	Elizabeth Hawick and Margaret Halcrow-Cross talk about Shetland knitting.	18 mins
VHS 25	Felting	Felt is Painting with Wool Annie Sherbourne 1992		
VHS 26	Felting	Mongolia – Feltmaking & Hungarian Shepherd Hat 1993	Mongolian Feltmaking - 1 hour; Hungarian Shepherd Hat - 1 hour.	120 mins
VHS 27	Weaving	Weaving Illusions Archie Brennan Intermedia 1994	Tapestry artist Archie Brennan discusses his life and work.	52 mins
VHS 28	Spinning	Handspinning: Advanced Techniques Mabel Ross 1988	Learn how to prepare and spin different lengths of fibres to make worsted and woollen yarns for weaving or knitting using shortdraw and traditional longdraw techniques.	112 mins
VHS 29	Knitting	Glorious Colour Kaffe Fassett 1997	Kaffe Fassett explains his design philosophy and demonstrates knitting techniques.	
VHS 30	Felting	Making a Seamless Felt Coat and a Two Part Felt Hat 1996	A video of slides of Kate Buckthought's techniques for making clothing.	30 mins
VHS 31	Inspiration	Celebrate! Rhythm and Blues Fashion Convergence 1998 Handweavers' Guild of America 1998	Handweavers' Guild of America's 1998 Fashion Show in Atlanta, Georgia. Lots of colour, movement and inspirational garments.	
VHS 32	Felting	Traditional Feltmaking in Turkey: Kece, Kepenek, Arakiye and Sikke Janet Willoughby Ends of the Earth Surviving Traditions 1998	Compiled as an accurate and faithful record. Filmed entirely in Turkey. Contents include: Woolmarket Felting Bow Laying Fleece Patterning, Kicking Feltmaking machines Making of a arakiye and sikke. Production and commentary prepared by Janet Willoughby.	54 mins

VHS 33	Weaving	Traditional Silk Weaving in Thailand Janet Willoughby Ends of the Earth Surviving Traditions 1999	Compiled as an accurate and faithful record. Filmed entirely in Thailand. Includes: Rearing of silk worms Reeling silk Tying and dyeing for weft ikat Weaving Use of pattern heddles for supplementary weft, etc. Production and commentary prepared by Janet Willoughby.	45 mins
VHS 34	Weaving	Backstrap weaving: Traditional Weaving in Guatemala and Mexico Janet Willoughby Ends of the Earth Surviving Traditions 1998	Compiled as an accurate and faithful record and filmed entirely in Mexico and Guatemala. Contents includes: Warping for 4 selvages Weaving techniques including warp-faced pick up patterning and weft-faced brocading. Production and commentary prepared by Janet Willoughby.	59 mins
VHS 35	Embroidery	Kalagas: Burmese Embroidered Tapestries Janet Willoughby Ends of the Earth Surviving Traditions 1999	Compiled as an accurate and faithful record and filmed entirely in Burma. Contents includes: Designing, making of sequins Stones and threads Appliqueing Sewing and assembling, etc. Production and commentary prepared by Janet Willoughby.	45 mins
VHS 36	Embroidery	Mirror Work & Embroideries of Kutch, India Janet Willoughby Ends of the Earth Surviving Traditions 1999	Shows in detail how mirrors are produced in small furnaces and features dowry embroidery of blouses and dress fronts, shawls, bedding covers, etc. Includes: Blowing the shisha glass Mirror work Chain and Filling Stitch Applique Interlacing and Soof embroidery, etc. Production and commentary prepared by Janet Willoughby.	50 mins
VHS 37	Dyeing	Ajrakh – Mordant Resist, Batik and Tie Dye Janet Willoughby Ends of the Earth Surviving Traditions 2000	Includes: Hand carving printing blocks Application of mordant and resist Dyeing indigo and alizarin/madder Printing with wax Tying cloth, etc. Production and commentary prepared by Janet Willoughby.	50 mins
VHS 38	Weaving	Traditional Peruvian Weaving Janet Willoughby Ends of the Earth Surviving Traditions 2003	Includes: Spinning on a drop spindle Dyeing with cochineal Scaffold warp Complementary warp weaving Woven tubular edging Beaded ribbons, etc. Production and commentary prepared by Janet Willoughby.	50 mins
VHS 39	Embroidery	Thai Hilltribe Embroideries Janet Willoughby Ends of the Earth Surviving Traditions 2001	Shows the different dress of the Karen, Lisu, Akha, Lahu, Blue & White Hmong and how they adorn themselves with a variety of embroidery. Contents include: Seed embroidery Braids Horizontal and Vertical Stitch Patchwork Batik Couched and Reverse Appliquee. Production and commentary prepared by Janet Willoughby.	50 mins
VHS 40	Knitting	Peruvian Knitted Hats Janet Willoughby Ends of the Earth Surviving Traditions 2003	Made with the cooperation of the Centre for Traditional Textiles of Cusco and the Titicaca Islanders. Shows men & women knitting hats in different Peruvian villages. Production and commentary prepared by Janet Willoughby.	30 mins
VHS 41	Dyeing	Batik in Java Janet Willoughby Ends of the Earth Surviving Traditions 2003	Shows batik processes in the traditional centres with footage of the traditional costumes. Complex waxing, dyeing, rewaxing and dyeing techniques are shown and explained in detail. Production and commentary prepared by Janet Willoughby.	50 mins
VHS 42	Knitting Weaving	Knit-Weave Technique Linda McGurn 2004	A technique that combines knitting and weaving, using dropped stitches as a warp.	52 mins
VHS 43	Felting	Noah to the 90s Edith Gates 1992		50 mins