


Beth Brown-Reinsel Workshop Information and Registration

Beth Brown-Reinsel is internationally recognised as an expert in traditional and historical knitting crafts and techniques from around the world and she has taught knitting workshops for over 25 years in the United States and abroad. Her love of traditional methods and her skill in imparting that information to others is well known in the USA, Europe and Scandinavia. Beth wrote the popular classic knitting book 'Knitting Ganseys', has produced three DVDs and designs numerous patterns for traditional knitwear. She shares her passion through her traditional patterns, workshops, and Knit-Along (KAL) classes via the Internet.



Beth will be holding workshops and lectures throughout New Zealand from 8th April until 28th May.

Workshop information is listed in date order:

Date	Location	Topic	Workshop
Sat 8 Apr	Otago Mosgiel	'Introduction to Twined Knitting'	½ day morning
Sat 8t Apr	Otago Mosgiel	'Norwegian Purl'	½ day afternoon
Sun 9 Apr	Otago Mosgiel	'Gansey Techniques'	1-day
Fri 21 - Sun 23 Apr	Canterbury Festival	<i>Introduction to Twined Knitting/Latvian Wristers, Gansey Techniques, Traditional Knitting</i>	<i>Please see Festival Information</i>
Wed 26/Thu 27 Apr	Canterbury Christchurch	'The Danish Skrâ-Trøje'	2-day Workshop
Tue 2 May	Westland Hokitika	<i>Please contact Judith Heberd for information E: awestland@creativefibre.org.nz P: 03 755 6414</i>	Lecture
Sat 6 May	Wellington Upper Hutt	'Introduction to Twined Knitting'	½ day morning
Sat 6 May	Wellington Upper Hutt	'Traditional Cast-ons'	½ day afternoon
Sun 7 May	Wellington Upper Hutt	'Twined Textured Fingerless Mitts'	1-day Workshop
Fri 12 May	Hawkes Bay Taradale	'Latvian Mittens'	1-day Workshop
Sat 13/Sun 14 May	Hawkes Bay Waipukurau	'Gansey Techniques'	2-day Workshop
Fri 19 May	Waikato TBA	'Traditional Cast-ons/Norwegian Purl'	1-day Workshop
Sat 20 May	Waikato TBA	'Latvian Wristers'	1-day Workshop
Sun 21 May	Waikato TBA	'Rightside, Wrongside, Left, Right, Two-handed'	1-day Workshop
Sat 27 May	Auckland Henderson	'Norwegian Purl'	½ day afternoon
Sun 28 May	Auckland Western Springs	'Right side, Wrong side, Left, Right, Two-handed'	1-day Workshop

Registration Information

- Members may register for workshops held in other Areas if there are places available.
- Current Creative Fibre members have priority over non-members.
- Non-members of Creative Fibre must pay an additional membership fee of \$50.00.
- It is not necessary to register for the lectures – please contact the workshop organisers.
- Please contact Area Delegate or Area Education Convenor Area to enquire about subsidies.
- All workshop fees include workshop notes and morning/afternoon tea.
- All workshop fees include material fees of \$10.00 (yarn only).
- Additional workshop information and equipment list will be forwarded to all registrants.
- Registration fees include GST. (Creative Fibre G.S.T. Reg No 013-791-910)

For more information, please contact:

the workshop organiser listed for your workshop choice

or your Area Delegate

or Sue Giller P: 03 307 1435, E: education@creativefbre.org.nz

Canterbury Festival Workshops

Please use Festival registration forms to register for Festival workshops.

Friday 21st April **Introduction to Twined Knitting/Latvian Wristers**

Saturday 22nd April **Gansew Techniques**

Sunday 23rd April **Traditional Knitting**

See the Creative Fibre website: <http://www.creativefibre.org.nz/festival2017>

Or contact: education2017@creativefibre.org.nz

WORKSHOPS**Otago/Southland Mosgiel****Saturday 8th April****Fee: \$44.00 Workshop Code BBR1A Intermediate level****½ Day Morning Workshop INTRODUCTION TO TWINED KNITTING**

Curious about the 400 year-old Swedish technique of Twined Knitting? In this three hour class, knit one of a pair of wristers while learning a traditional cast-on, how to read a twined knitting chart, twined knitting, twined purling, and patterning (the “O” stitch, the Crook stitch, the Chain Path, and half braids). Must be comfortable with double pointed needles or working with two circulars.

Venue: Mosgiel Presbyterian Church, Church Street, Mosgiel

For information please contact: Sarah Gamble 03 489 4876 bunny1@clear.net.nz

Otago/Southland Mosgiel**Saturday 8th April****Fee: \$44.00 Workshop Code BBR1B All skill levels****½ Day Afternoon Workshop NORWEGIAN PURL**

The Norwegian Purl, a variation of the conventional Continental purl, is noted for its superior tension control, and ease of execution. The yarn always stays behind the work, making ribbing a breeze and two-colour textured purling a pleasure.

A swatch will be worked in class to practice this technique and its applications: Garter stitch in purl, one-colour ribbing or seed stitch, the Scandinavian method of working with two yarns in the left hand (knitting, purling, and weaving) on the right side and the wrong side of the work and Corrugated Ribbing on the right side and wrong side of the work.

Venue: Mosgiel Presbyterian Church, Church Street, Mosgiel

For information please contact: Sarah Gamble 03 489 4876 bunny1@clear.net.nz

Otago/Southland Mosgiel**Sunday 9th April****Fee: \$75.00 Workshop Code BBR1C All skill levels****1 Day Workshop GANSEY TECHNIQUES**

Students will learn how to construct a Gansey, a sweater form prevalent in the 19th and early 20th centuries among the fishermen of the British Isles. A small scale sweater will be knitted using traditional construction techniques including the classic Channel Island Caston, split welts, seam stitches, traditional knit/purl patterns, the underarm gusset, shoulder straps with perpendicular joining, and picked-up sleeves. Alternative methods to these techniques will also be explored. Due to the amount of knitting in this class, it is suggested for students who can knit quickly.

Venue: Mosgiel Presbyterian Church, Church Street, Mosgiel

For information please contact: Sarah Gamble 03 489 4876 bunny1@clear.net.nz

Canterbury Christchurch

Wednesday 26th April - Thursday 27th April

Fee: \$158.00 Workshop Code BBR2 Intermediate/Advanced

2-day Workshop 'THE DANISH SKRÅ-TRØJE'



This remarkable Danish garment was created at the end of the 1800s. It is unusual in that most Danish knitting at that time was of one colour, while this skrår-trøje was knitted in navy and white. A sampler will be knitted circularly to explore: working from a chart, working with two different sizes of yarn, seam stitches, the main motif, the underarm half gusset, working with a yarn in each hand or with 2 yarns in the left hand, purling in pattern with two yarns on the wrong side of the garment, creating a front slit and shaped facings, a twined knitting braid on the cuff, an overlapped cuff slit, and assembly. Designing will also be covered.

Venue: Trevinos, 22 Riccarton Road (this is an upstairs room - access may be difficult with limited mobility)
This workshop will be held immediately following the Canterbury Festival and is near to the Festival venue.

For information please contact: Anne Wilson 03 3187910 cimma@xtra.co.nz

Wellington Upper Hutt

Saturday 6th May (Morning)

Fee: \$40.00 Workshop Code BBR5 Intermediate level

½ day Workshop 'INTRODUCTION TO TWINED KNITTING'



Curious about the 400 year-old Swedish technique of Twined Knitting? In this three hour class, knit one of a pair of wristers while learning a traditional cast-on, how to read a twined knitting chart, twined knitting, twined purling, and patterning (the "O" stitch, the Crook stitch, the Chain Path, and half braids). Must be comfortable with double pointed needles or working with two circulars.

Venue: Upper Hutt Spinners and Weavers, Trentham Train Station, Ararino Street, Trentham, Upper Hutt


For information please contact: Robyn Parker 04 234 8983 robyn_parker@xtra.co.nz

Wellington Upper Hutt

Saturday 6th May (Afternoon)

Fee: \$40.00 Workshop Code BBR6 All skill levels

½ day Workshop 'TRADITIONAL CAST-ONS'



Six cast-ons from Scandinavia will be taught in this hands-on class. They are all one-needle caston methods, and can be adapted for one or two colour edges for sweaters, mittens, socks, and hats. In addition, three traditional cast-ons from the Gansey tradition will be explored. Some interesting bindoffs (the SSK Bind-off and the Elastic (or elongated Bind-Off) will also be covered.

Venue: Upper Hutt Spinners and Weavers, Trentham Train Station, Ararino Street, Trentham, Upper Hutt

For information please contact: Robyn Parker 04 234 8983 robyn_parker@xtra.co.nz

Wellington Upper Hutt

Sunday 7th May

Fee: \$67.00

Workshop Code BBR7

Intermediate level

1-day Workshop

'TWINED TEXTURED FINGERLESS MITTS'

Learn the Swedish technique of tvåändsstickning, or twined knitting, by knitting a fingerless mitten using worsted weight yarn. The mitt is worked circularly on doublepointed needles and includes many techniques: a twined knitting cast-on, reading and working from a chart, the "O" stitch, Chain Path, Purl Deep Stitch, an asymmetrical thumb gusset, and traditional motifs. The Herringbone Braid is an optional addition.



Venue: Upper Hutt Spinners and Weavers, Trentham Train Station, Ararino Street, Trentham, Upper Hutt

For information please contact: Robyn Parker 04 234 8983 robyn_parker@xtra.co.nz

Hawkes Bay Taradale

Friday 12th May

Fee: \$77.00

Workshop Code BBR8

Intermediate level.

1-day Workshop

'LATVIAN MITTENS'

The beautiful mittens of Latvia will be studied in this class and an adult mitten will be knitted to learn the following techniques: A fringed and scalloped cuff, the herringbone braid and subtle, beautiful variations of the half-braid, the waste-yarn thumb, and pointed-tip shaping. A variety of traditional motifs (choice of two or three colours in a round) are incorporated in the main body of the mitten, and reading from the chart will be covered. Additional techniques to be discussed include knitting with two yarns in the right hand, two yarns in the left hand, or a yarn in each hand and working with three yarns in a round.



Venue: Napier Waiohiki Arts Village

For information please contact: Elaine Macgregor 06 855 8221 ahawkesbay@creativefibre.org.nz

Hawkes Bay Waipukurau

Saturday 13th May - Sunday 14th May

Fee: \$137.00

Workshop Code BBR9

All skill levels

2-Day Workshop

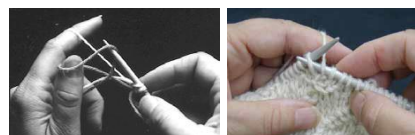
'GANSEY TECHNIQUES'

Students will learn how to construct a Gansey, a sweater form prevalent in the 19th and early 20th centuries among the fishermen of the British Isles. A small scale sweater will be knitted using traditional construction techniques including the classic Channel Island Caston, split welts, seam stitches, traditional knit/purl patterns, the underarm gusset, shoulder straps with perpendicular joining, and picked-up sleeves. Alternative methods to these techniques will also be explored. Due to the amount of knitting in this class, it is suggested for students who can knit quickly.



Venue: Combined Arts Centre

For information please contact: Elaine Macgregor 06 855 8221 ahawkesbay@creativefibre.org.nz

Waikato **Venue TBA****Friday 19th May****Fee: \$75.00****Workshop Code BBR10A****All skill levels****1-day Workshop****TRADITIONAL CAST-ONS AND NORWEGIAN PURL**

Morning: Six cast-ons from Scandinavia will be taught in this hands-on class. They are all one-needle caston methods, and can be adapted for one or two colour edges for sweaters, mittens, socks, and hats. In addition, three traditional cast-ons from the Gansey tradition will be explored. Some interesting bindoffs (the SSK Bind-off and the Elastic (or elongated Bind-Off) will also be covered.

Afternoon: The Norwegian Purl, a variation of the conventional Continental purl, is noted for its superior tension control, and ease of execution. The yarn always stays behind the work, making ribbing a breeze and two-colour textured purling a pleasure. A swatch will be worked in class to practice this technique and its applications: Garter stitch in purl, one-colour ribbing or seed stitch, the Scandinavian method of working with two yarns in the left hand (knitting, purling, and weaving) on the right side and the wrong side of the work and Corrugated Ribbing on the right side and wrong side of the work.

Venue: TBA For information please contact: Annette Whittle 07 870 4041 annetthewhittle@vodafone.co.nz
Margaret Russell 07 5713483 marg.rus@gmail.com

Waikato **Venue TBA****Saturday 20th May - Sunday 21st May****Fee: \$75.00****Workshop Code BBR10B****All skill levels****1-day Workshop****LATVIAN WRISTERS**

Using wristers as a template, some of the beautiful knitting methods of Latvia will be studied in this class. Knit one of a pair of wristers to learn the following techniques which can be applied to mitten cuffs, sock tops or sleeves: a scalloped cuff, the herringbone braid and many subtle and beautiful variations of the halfbraid. A choice of traditional motifs is incorporated in the main part of the wrister, as well as a picot edge at the end. Additional techniques to be discussed include knitting with two yarns in the right hand, two yarns in the left hand, or a yarn in each hand, as well as knitting with three colors and setting up the knitting for color changes in the braids.

Venue: TBA For information please contact: Annette Whittle 07 870 4041 annetthewhittle@vodafone.co.nz
Margaret Russell 07 5713483 marg.rus@gmail.com

Waikato **Venue TBA****Sunday 21st May****Fee: \$75.00****Workshop Code BBR10C****All skill levels****1-day Workshop****RIGHTSIDE, WRONGSIDE, LEFT, RIGHT, TWO-HANDED**

By knitting a small pillow in class, students will learn how to knit on the right side (and purl on the wrong side) with 2 yarns in the right hand, a yarn in each hand, and two yarns in the left hand, as well as weaving in each of the three styles on both the right and wrong sides of the work. Reading charts and working corrugated ribbing in all three styles on the right side and wrong side will also be covered.

Venue: TBA For information please contact: Annette Whittle 07 870 4041 annetthewhittle@vodafone.co.nz
Margaret Russell 07 5713483 marg.rus@gmail.com

Auckland**Henderson****Saturday 27th May (Afternoon)****Fee: \$50.00****Workshop Code BBR11****All skill levels****Morning Workshop****'NORWEGIAN PURL'**

The Norwegian Purl, a variation of the conventional Continental purl, is noted for its superior tension control, and ease of execution. The yarn always stays behind the work, making ribbing a breeze and two-colour textured purling a pleasure. A swatch will be worked in class to practice this technique and its applications: Garter stitch in purl, one-colour ribbing or seed stitch, the Scandinavian method of working with two yarns in the left hand (knitting, purling, and weaving) on the right side and the wrong side of the work and Corrugated Ribbing on the right side and wrong side of the work.

Venue: Corban Estate Arts Centre

This workshop will be held in conjunction with Woolfest.

For information please contact: Annette Montgomery

twistedzisters@gmail.com

Auckland**Henderson****Sunday 28th May****Fee: \$78.00****Workshop Code BBR12****All skill levels****1 Day Workshop 'RIGHT SIDE, WRONG SIDE, LEFT, RIGHT, TWO-HANDED'**

By knitting a small pillow in class, students will learn how to knit on the right side (and purl on the wrong side) with 2 yarns in the right hand, a yarn in each hand, and two yarns in the left hand, as well as weaving in each of the three styles on both the right and wrong sides of the work. Reading charts and working corrugated ribbing in all three styles on the right side and wrong side will also be covered.

**Venue:** Western Springs

For information please contact: Annette Montgomery

twistedzisters@gmail.com

LECTURES

Canterbury**Christchurch****Tuesday 25th April****Evening Lecture** (Includes light supper)**Venue:** Trevinos, 22 Riccarton Road (this is an upstairs room - access may be difficult with limited mobility)

For information please contact: Anne Wilson

03 3187910

cimma@xtra.co.nz

Westland**TBA****Sunday 30th April****Afternoon Lecture** (Includes afternoon tea)**Venue:** TBA

For information please contact: Judith Heberd 03 755 6414

awestland@creativefibre.org.nz

Workshop Registration

For information, please contact the workshop organiser listed for your workshop choice or your Area Delegate or Sue Giller P: 03 307 1435, E: education@creativefbre.org.nz

Canterbury	Anne Wilson	cimma@xtra.co.nz	03 3187910	
Wellington	Robyn Parker	dave_parker@xtra.co.nz	04 234 8983	
Hawkes Bay	Elaine Macgregor	ahawkesbay@creativefibre.org.nz	06 855 8221	
Waikato	Annette Whittle	annettewhittle@vodafone.co.nz	07 870 4041	027 200 3441
Bay of Plenty	Margaret Russell	marg.rus@gmail.com	07 5713483	
Auckland	Annette Monty	twistedzisters@gmail.com		027 3244 400

Please include the correct Workshop Code on your registration form.

Please send: Completed, signed registration form with cheque or payment details:

<p>post to:</p> <p>Creative Fibre Education PO Box 530 Ashburton 7740</p>	<p>Or email as an attachment to: education@creativefibre.org.nz</p>
---	--

Payment

Cheque: Payable to: **NZSWWS**

Direct Credit: Account No: **02-0844-0028505-000**

Account Name: **Creative Fibre, Bank of New Zealand**

Please include **Workshop Code** and **your surname** as a reference

Beth Brown –Reinsel Workshop Registration

Creative Fibre G.S.T. Reg No 013-791-910

Details of Participant

Name: Membership Number:

Email: Phone:.....

Address:

Preferred Workshop (Please tick)

Date	Area	Location	Workshop	Code	Tick	Fee
Sat 8th Apr	Otago	Mosgiel	1/2-day	BBR1A	<input type="checkbox"/>	\$44.00
Sat 8th Apr	Otago	Mosgiel	1/2-day	BBR1B	<input type="checkbox"/>	\$44.00
Sun 9th Apr	Otago	Mosgiel	1-day Workshop	BBR1C	<input type="checkbox"/>	\$75.00
Wed 26th Apr - Thu 27th Apr	Canterbury	Christchurch	2-Day Workshop	BBR2	<input type="checkbox"/>	\$158.00
Sat 6th May	Wellington	Upper Hutt	Morning Workshop	BBR5	<input type="checkbox"/>	\$40.00
Sat 6th May	Wellington	Upper Hutt	Afternoon Workshop	BBR6	<input type="checkbox"/>	\$40.00
Sun 7th May	Wellington	Upper Hutt	1-day Workshop	BBR7	<input type="checkbox"/>	\$67.00
Fri 12th May	Hawkes Bay	Taradale	1-day Workshop	BBR8	<input type="checkbox"/>	\$77.00
Sat 13th May - Sun 14th May	Hawkes Bay	Waipukurau	2-day Workshop	BBR9	<input type="checkbox"/>	\$137.00
Fri 19th May	Waikato	TBA	1-day Workshop	BBR10A	<input type="checkbox"/>	\$75.00
Sat 20th May	Waikato	TBA	1-day Workshop	BBR10B	<input type="checkbox"/>	\$75.00
Sun 21 May	Waikato	TBA	1-day Workshop	BBR10C	<input type="checkbox"/>	\$75.00
Sat 27th May	Auckland	Henderson	Half-day Workshop	BBR11	<input type="checkbox"/>	\$50.00
Sun 28th May	Auckland	Henderson	1-day Workshop	BBR12	<input type="checkbox"/>	\$78.00

Non-member payment (includes individual membership fee) \$50.00 \$

Payment by cheque or direct credit is required for registration.

Payment method direct credit cheque Total \$

Signature:

Payment Cheque: Payable to: **NZSWWS****Direct Credit:** Account No: **02-0844-0028505-000**Account Name: **Creative Fibre, Bank of New Zealand**Please include **Workshop Code** and **your surname** as a reference**Please send:** Completed, signed registration form with cheque or payment details:**By post to:**
Creative Fibre Education
PO Box 530
Ashburton 7740**Email as an attachment to:**
education@creativefibre.org.nz**Privacy Act 1993**

Please sign the following Privacy Statement to acknowledge that you know what Creative Fibre does with your personal information.

Privacy Statement

Creative Fibre collects personal information from you, including information about your name and contact details in order to register intention to attend the workshop and verify your fee payment. Creative Fibre will keep your information safe by digital storage, which is only accessible to the CF Education Convenor and workshop organiser. Creative Fibre will keep your information until the end of 2017 at which point the information will be deleted. You have the right to request a copy of any personal information we hold about you, and to ask for it to be corrected if you think it is wrong. Please contact education@creativefibre.org.nz to ask for a copy of your information, or to have it corrected.

Signature: